



KIDS CLUB BY POST

Weekly Pack 6
04/05/20

The Shepherd

Story and activities to do at home
while we are unable to meet.



This pack has been prepared by:

Andy Hughes - Urban Saints Wales, Susan Williams - Cynllun EFE a Chapel Caersalem, Caernarfon, Nia Williams - Capel y Drindod Pwllheli, Jennifer Roberts - Eglwys Unedig Jerwsalem Bethesda with help, ideas and resources from Cass Meurig, Kathryn Williams, Jo Palmer, Rachel Hughes & Greg Leavers

Mae yna
fersiwn
Cymraeg
ar gael
hefyd

Please note that, for copyright reasons, this pack may ONLY be distributed in full, free of charge. No single part of it may be separated or copied into any other publication without permission. Contact AHughes@saintygymuned.org



Psalm 23

New Living Translation

The LORD is my shepherd; I have all that I need.
 He lets me rest in green meadows; He leads me beside peaceful streams.
 He renews my strength. He guides me along right paths, bringing honor to His name.
 Even when I walk through the darkest valley, I will not be afraid,
 for You are close beside me.
 Your rod and Your staff protect and comfort me.
 You prepare a feast for me in the presence of my enemies.
 You honor me by anointing my head with oil. My cup overflows with blessings.
 Surely Your goodness and unfailing love will pursue me all the days of my life,
 and I will live in the house of the LORD forever.

Psalm 23

Taken from the Holy Bible, New Living Translation © 1996,2004.
 Used by permission of Tynedale House Publishers Inc., Carol Stream, Illinois 60166. All rights reserved.



Simple version

King David once wrote a song saying that God is like a shepherd who looks after the sheep. He leads them to good fields and clean water. He shows them the way so that they are not scared, even in the dangerous places.



Story

New Living Translation


"Beware that you don't look down on any of these little ones. For I tell you that in heaven their angels are always in the presence of My heavenly Father and the Son of Man came to save those who are lost.
 If a man has a hundred sheep and one of them wanders away, what will he do? Won't he leave the ninety-nine others on the hills and go out to search for the one that is lost? And if he finds it, I tell you the truth, he will rejoice over it more than over the ninety-nine that didn't wander away!
 In the same way, it is not My heavenly Father's will that even one of these little ones should perish.

Matthew 18:10-14


Taken from the Holy Bible, New Living Translation © 1996,2004.
 Used by permission of Tynedale House Publishers Inc., Carol Stream, Illinois 60166.
 All rights reserved.

Simple version

Jesus talked about sheep, too. He said, 'Imagine someone had 100 sheep, and one of them got lost. He would leave all the others to go and find it. That's what God does. He doesn't want any of his children to be lost.'



Colouring



© Crafting The Word Of God

The Lord is my shepherd;
I have all that I need.

Psalm 23 Verse 1



Questions to discuss:

After reading the story together, you could discuss these questions:

1. How does it feel to be lost?
2. How does it feel when someone finds you?
3. What is it like to look for something?
4. Why do we look for things when we have lost them?
5. Who or what would you look for if they were lost?

God loves us with immense love and is determined to show us how much he loves us, just like the shepherd in the story.

Wordsearch

The Lord is my shepherd


E X T C E T O R P O Q S T R E A M S
 J N P N O X F O X C B M B Z Y P E R
 Q T S E C F U A P P E R Q K O C E U
 W C B E A G N I L I A F N U Q B A P
 N E F R F C O Z T B L E S S I N G S
 R S E G R U E T Q D G B D S Y B J F
 S E I M E N E F D L J H W F Y U F R
 Y E A U V X M W U S U O C N F N P C
 C Q L F E R T M H L D I B T V A D A
 R I E G R E N E P A N W E N E R T O
 V D C I O A P I E O Q S L C M E U S
 J W O S F H I M I N O K D I E V O L
 E I X R E D B D W L P T V E M C Q B
 V N U R R Z U E C H E G S P E G Q H
 K H D O H S K F A D P T C K R N P X
 U Y L Z Y W F K A C S K W Y S F W J
 D I S X L T W W M E F O U W O F E T
 Z A J U F T V I R F L G F K U D G L

LORD
 SHEPHERD
 NEED
 REST
 PEACEFUL
 STREAMS
 GREEN
 MEADOWS
 ENEMIES
 AFRAID
 RENEW
 CLOSE
 PROTECT
 ROD
 STAFF
 BLESSINGS
 UNFAILING
 LOVE




Puzzle

Help the shepherd to find the lost sheep



Puzzle

How many sheep can you find?



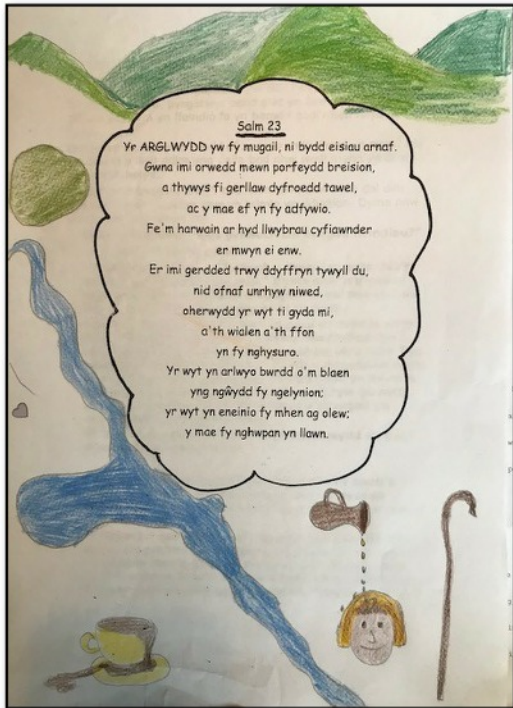
Challenge

This week's challenge page includes two posters. After making them, how about putting them up in your window so that other people can enjoy them?




On page 2 of this pack is Psalm 23 which talks about how God cares for and provides for us.


Why not copy the words of the Psalm and make a poster with pictures around the words? There is an example blow (in Welsh)



This is Dilwyn the sheep. He has run away and likes to hide! He has hidden in every page of this pack. See how many times you can find him.



LOST SHEEP



£100 REWARD FOR
INFORMATION
CONTACT THE SHEPHERD

Make a wanted poster for the lost sheep.

How about making a Lego model of the story?





The story this week is also featured in a great, colourful book for children called 'The Lost Sheep.'

Why not check this out and order a copy for your family:

<https://www.eden.co.uk/shop/lost-sheep-the-pb-1141534.html>

A colouring version is also available called 'Stories Jesus Told'

<https://www.eden.co.uk/stories-jesus-told-colouring-book/>



Craft

Fluffy Sheep

You will need:


Cotton wool,
empty yoghurt pot,
PVA glue, paintbrush .
white card,
felt pens, pencil, scissors,



1. Turn yoghurt pot upside down and cover with PVA glue.



2. Cover the yoghurt pot with small balls of cotton wool.



3. Draw a head for your sheep – don't forget his eyes & nose! Cut out.



4. Glue the head on to your fluffy sheep.

Thank You God that you are the good shepherd.
You're the best shepherd.
You know everything I need.
Thank You for a nice home.
Thanks for a cozy bed.
Thank you for enough food to eat every day
and clean water to drink.
Thank you for your care.
Thank You that you are with me even when things are difficult,
or when I'm scared.
Thank You that you promise to be with me always.
Please help me to trust you.
Amen.

Short prayer



Craft

Pom Pom Sheep




You will need:

- wool, cup, black card,
- cereal/yoghurt box
- googly eyes
- (if you don't have any draw eyes on white card),
- pencil, scissors,
- PVA glue, paintbrush.



1. Turn cup upside down & place on opened box. draw around.




2. Draw a small circle inside the large circle so it looks like a doughnut & then draw some lines to make a C.



3. Cut out.



4. Put C shape back on box & draw around. Cut out so you have 2 shapes exactly the same.



5. Cut a piece of wool about 30cm long.



6. Place like picture on one of the pieces of card.



7. Place 2nd shape on top.



8. Start to wrap wool around the card. Make sure that the piece of wool between the cards doesn't fall out.



9. Keep winding the wool around the card until it is thick. Cut the wool.

Here comes a tricky bit – please get an adult to help!



10. Tightly hold the 2 ends of the wool coming out of the card. Get a scissors & place between the 2 pieces of card. Cut through the wool all the way around the shape.



11. When you have finished cutting, it will look like this....



12. Pull the 2 ends of wool together & tie tightly with a knot.



13. Gently pull out your 2 pieces of card.



14. Cut away the 2 pieces of wool.



15. Draw the head of your sheep – don't forget the ears! Cut out.



16. Glue googly eyes onto head & then glue head onto your pom pom.



Craft

Psalm 23 Sheep



You will need:

Wool (white, grey or cream)
Psalm 23 (at bottom of page)
curtain ring, black card,
googly eyes, pencil,
scissors, PVA glue, paintbrush .



1. Place curtain ring on Psalm 23 & draw around outside ring. Cut out.

2. Cut a long length of wool (5 lengths of an adults arm or 3 metres works well ☐☐ If you have thick wool you will need less!)

3. Tie one end of the wool to the curtain ring.




4. Carefully wrap the wool around the ring, make sure you leave no gaps.

5. Cover all of the ring with wool & then tie at the top & cut off any excess wool.

6. Put a line of PVA glue all around the ring.

7. Stick the circle of Psalm 23 onto the glued wool (make sure your words are the right way up!)



8. Draw the head of your sheep – don't forget the ears! Cut out.

9. Put some glue on the back of the googly eyes & stick to head.


10. Add a blob of glue to the top of your curtain ring & stick on the head.



11. Cut some wool, thread through the hook at the top & tie.

Why not make some more Psalm 23 sheep? They make lovely gifts.....

Psalm 23 - The Lord is my shepherd; I have everything I need. 2 He lets me rest in green pastures. He leads me to calm water. 3 He gives me new strength. He leads me on paths that are right for the good of his name. 4 Even if I walk through a very dark valley, I will not be afraid, because you are with me. Your rod and your shepherd's staff comfort me. 5 You prepare a meal for me in front of my enemies. You pour oil of blessing on my head; you fill my cup to overflowing. 6 Surely your goodness and love will be with me all my life, and I will live in the house of the Lord forever.



Recipe

Sheep muffins



Ingredients:

200g of self raising flour

100g of fine sugar

1 large egg

3 fluid ounces of sunflower oil

5 fluid ounces of milk

½ tsp vanilla essence

Jam or lemon curd

600g icing sugar

300g butter

Small Marshmallows

Chocolate buttons

to decorate the muffins

Making the muffins

- Preheat the oven to a temperature of 190 degrees Centigrade/ 375 degrees Fahrenheit. Line 6 large cups to hold muffins with lining paper and set aside.
- Sieve the flour into the bowl and add the sugar and whisk.
- Beat together the egg, sunflower oil, milk and vanilla essence in a cup. Pour the mixture into the dry ingredients and mix carefully with a fork until it's all come together.
- Put into each of the cups half a dessert spoonful of batter.
- Place a teaspoon of jam or lemon curd in the centre of each muffin then another half spoonful of the batter.
- Bake for 15 to 20 minutes until muffins are firm and golden.
- Remove the muffins from the oven and let them cool.

Addurno

- Beat the sifted icing sugar together with the butter - add a little boiling water if necessary. Beat to a smooth paste and spread on the muffins until the tops are completely covered.
- Place the marshmallows to cover the top of the muffins.
- Use a chocolate button as the head of the sheep. Stick it on using a blob of the icing.
- Break another chocolate button in half and stick the two halves on to make ears.
- Use a wooden cocktail stick to add two blobs of icing to make eyes.

All finished. It's easy to make tasty muffin sheep!

Know the LORD is God!

**He created us, and we belong to him;
we are his people, the sheep in his pasture.**

Psalm 100 verse 3



Creative Prayer


The sheep pen

Use different materials to make a sheep pen.

- Green - lush fields
- Blue - calm water
- Black - a dark, black valley

Create a small shepherds staff.

Make a sheep pen with twigs, lollipop sticks or small stones.



Draw a sheep - you could trace the outline above. Write your name on the lost sheep, put the sheep in the pen and say a prayer asking God to look after you.



Ask God to look after your friends and family and keep them safe in his sheep pen.

A safe place

Do you like to make a den to play in?

The Psalm talks about the shepherd (God) leading us to a beautiful, quiet place.

Why not make a den for you to be quiet in. You can use a blanket and cushions or you could make a den in the garden.

Your den would be a good place for you to talk to God about things - to pray.



Memory Verse Game

Games



You will need:

A copy of the verse on the jigsaw (below)
Scissors

How to play:

Carefully cut out the jigsaw pieces.
Mix up the pieces.
Put the pieces back together to create the whole verse again.
Pull out a piece and try saying the verse.
Pull out another piece and try saying the verse.
Do this until you say the verse without one piece of the jigsaw.

Tip: You might want to stick the template to cardboard first - a cereal box would be great.



Sheep under a cup

You will need:

3 identical cups
Sheep - a ball of cotton wool or pom-pom
2 players

How to play:

Place the 3 cups in a row.
Hide the sheep under one of the cups.
Move the cups around.
Ask the other player to guess which cup the sheep is under.
If they guess correctly, switch over and the other player hides the sheep.





Games



Sheep to the pen:

"I am the good shepherd. I know my sheep, and they know me."



John 10:14

You will need:

- 10 cotton wool balls or marshmallows (sheep)
- A straw for each player
- The sheep pen pictures cut out
- Timer - watch or phone

How to play:

- Fold the pen to make a square shape with a small opening.
- Place the cotton wool balls or marshmallows outside the pen.
- Each player is given a turn to try and blow the cotton wool balls (or 'marshmallows') into the inside of the pen. This is quite difficult as the sheepfold can move while herding the 'sheep' - but it's fun!
- If it's too hard, tape the pen to the table or floor so it doesn't move.
- The winner will be the player who gets the 10 'sheep' into the pen in the shortest time.



Hide and sheep

You will need: 2 or more players

How to play:

One player searches for the other who has hidden.

The player who hides can bleat like a sheep occasionally to give a clue to the seacher.

Baaaaaa!



































































































Games

Pairs



- Cut out the cards below and place them face down on the table.
- Mix them up.
- Players need to turn two cards at a time. The aim of the game is to try and find a pair.
- If a player finds a pair then they keep it.
- If he doesn't get a pair he puts the cards back face down.
- The winner is the person with the most pairs of cards at the end.
- If two players have the same number of pairs, the one with the shepherds wins.

		 Shepherd	 Shepherd
 	 	  	  
   	   	    	    
     	     	     	     
         	         	         	         















Games



Hide the sheep!

Cut out the sheep pictures below. Players take turns to hide all the sheep around the house taking no more than 5 minutes to hide before the rest of the players search for them. The winner is the player who finds the most sheep.



Games

Sheep Bingo




You will need:

1. The pictures of the 12 sheep individually cut out and a bag or cap to put in them.
2. Cards (below) for each of the four players - cut out.
3. Pieces of paper or small stones to cover the sheep picture squares - 12 for each player.

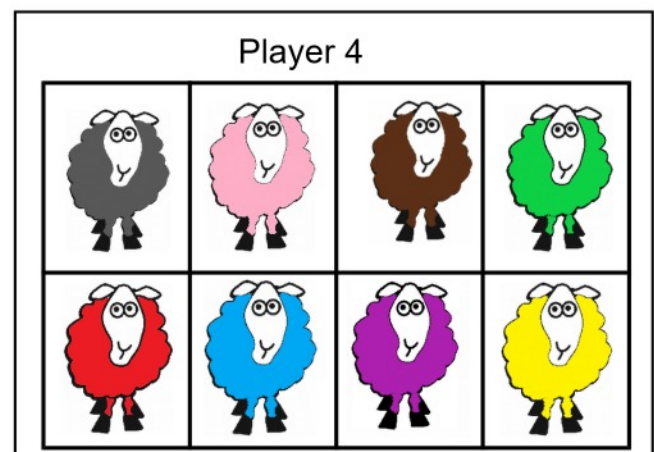
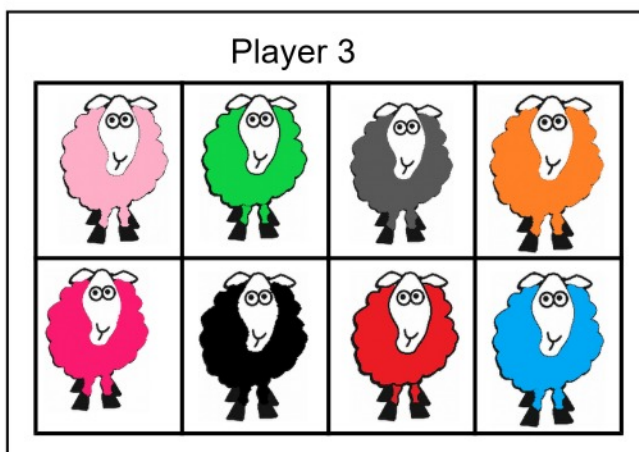
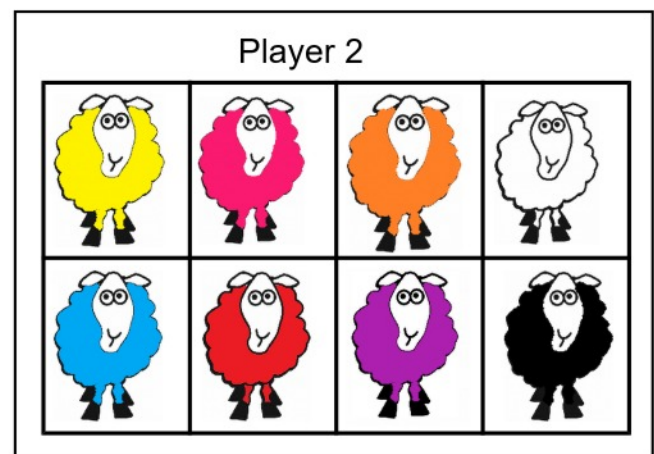
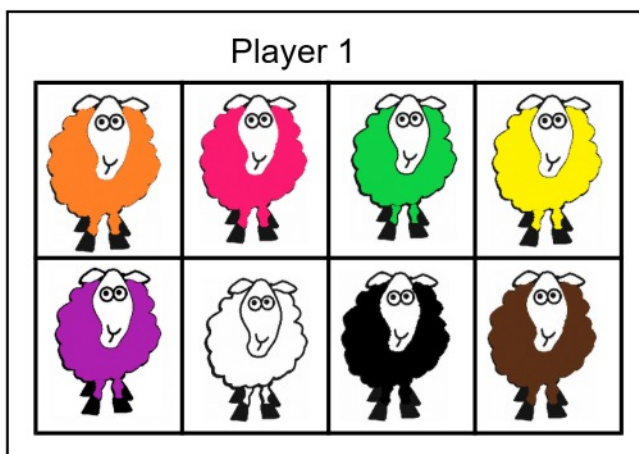
How to Play

1. Put pictures of the sheep in the cap or bag.
2. One of the players is chosen as a caller.
3. The caller takes a sheep picture out of the cap or bag and shows it to each player.
4. Whoever has this picture on his/her card, then covers it with a small stone or square of paper.
5. The winner is the first to cover each picture on his / her card.



Did you know that while Jesus was telling a story about a sheep, he was actually talking about us.

Just as the shepherd looked for the stray sheep, Jesus is looking for us and wants us to come back to him.



Sing

I once had 100 sheep but one of them has gone,
you might have guessed that I won't rest
until it's safe back home.

I'll go looking high and low, and leave the 99
in their pen, till I don't know when,
this lost sheep I must find.

Looking North, there's a horse,
looking South, there's a mouse,
looking East, some sort of beast;
looking West, I might have guessed!

I see my sheep, where its steep
looking weak, no food to eat,
on a ledge, all on its own,
I'll fetch it down, head for home!


What was lost has now been found, I think it's party time!
Loads of food, it's going to be good, to celebrate my find.

Jesus came to seek and save to seek and save the lost;
for each one found, there's a joyful sound
as heaven's party rocks.

© Greg Leavers

Watch a video of this song at: <https://youtu.be/q5hNstLL3IE>

If you'd like a copy of the sheet music for this song,
contact Andy Hughes - AHughes@saintygymuned.org



Links

Puppet sketch - Twice and the shepherd https://youtu.be/_0VIUBXbE6g

Video of the story <https://www.youtube.com/watch?v=Xz1oZRuqh1E&t=15s>

Puppet sketch - shepherd and sheep <https://youtu.be/CgAOwyyRFhM>

Video of this week's song <https://youtu.be/q5hNstLL3IE>

Information about Guardians of Ancora - a free game app. <https://guardiansofancora.com/>

Pole & Hannah's Sunday Club in a stable (subscribe free)

<https://www.youtube.com/channel/UCcVWq9xFIKOiE6ZVSBbJPQw>

Other resources: <https://www.prayerspacesinschools.com/prayer-spaces-at-home>

