

# KIDS CLUB BY POST

Weekly Pack 5  
27/04/20

## A second chance for Peter

Story and activities to do at home  
while we are unable to meet.



**This pack has been prepared by:**

Andy Hughes - Urban Saints Wales, Susan Williams - Cynllun EFE a Chapel Caersalem, Caernarfon, Nia Williams - Capel y Drindod Pwllheli, Jennifer Roberts - Eglwys Unedig Jerwsalem Bethesda with help, ideas and resources from Cass Meurig, Kathryn Williams, Jo Palmer, Rachel Hughes & Greg Leavers

Mae yna  
fersiwn  
Cymraeg  
ar gael  
hefyd

Please note that, for copyright reasons, this pack may ONLY be distributed in full, free of charge. No single part of it may be separated or copied into any other publication without permission. Contact [Ahughes@saintygymuned.org](mailto:Ahughes@saintygymuned.org)

# Story



## New Living Translation

Later, Jesus appeared again to the disciples beside the Sea of Galilee. This is how it happened.

Several of the disciples were there—Simon Peter, Thomas (nicknamed the Twin), Nathanael from Cana in Galilee, the sons of Zebedee, and two other disciples. Simon Peter said, "I'm going fishing." "We'll come, too," they all said. So they went out in the boat, but they caught nothing all night.

At dawn Jesus was standing on the beach, but the disciples couldn't see who He was. He called out, "Fellows, have you caught any fish?" "No," they replied.

Then He said, "Throw out your net on the right-hand side of the boat, and you'll get some!" So they did, and they couldn't haul in the net because there were so many fish in it. Then the disciple Jesus loved said to Peter, "It's the Lord!" When Simon Peter heard that it was the Lord, he put on his tunic (for he had stripped for work), jumped into the water, and headed to shore. The others stayed with the boat and pulled the loaded net to the shore, for they were only about a hundred yards from shore. When they got there, they found breakfast waiting for them - fish cooking over a charcoal fire, and some bread.

"Bring some of the fish you've just caught," Jesus said.

So Simon Peter went aboard and dragged the net to the shore. There were 153 large fish, and yet the net hadn't torn.

"Now come and have some breakfast!" Jesus said. None of the disciples dared to ask Him, "Who are You?" They knew it was the Lord. Then Jesus served them the bread and the fish. This was the third time Jesus had appeared to His disciples since He had been raised from the dead.

After breakfast Jesus asked Simon Peter, "Simon son of John, do you love Me more than these?" "Yes, Lord," Peter replied, "You know I love You." "Then feed My lambs," Jesus told him.

Jesus repeated the question: "Simon son of John, do you love Me?"

"Yes, Lord," Peter said, "You know I love You." "Then take care of My sheep," Jesus said.

A third time He asked him, "Simon son of John, do you love Me?" Peter was hurt that Jesus asked the question a third time. He said, "Lord, You know everything. You know that I love You." Jesus said, "Then feed My sheep. I tell you the truth, when you were young, you were able to do as you liked; you dressed yourself and went wherever you wanted to go. But when you are old, you will stretch out your hands, and others will dress you and take you where you don't want to go." Jesus said this to let him know by what kind of death he would glorify God.

Then Jesus told him, "Follow Me."

*John 21:1-19*

Taken from the Holy Bible, New Living Translation © 1996,2004.  
Used by permission of Tyndale House Publishers Inc., Carol Stream, Illinois 60166.  
All rights reserved.



## Simple Version

Peter and some of Jesus' other friends went fishing. But they didn't catch even one fish all night! In the morning they saw Jesus standing by the lake, but they didn't know it was him. 'Throw the net to the right!' called Jesus. And they caught 153 fish! Then they had bread and fish for breakfast, and they knew it was Jesus. Jesus said to Peter, 'I want you to look after people for me. And follow me.'

# Colouring

© Crafting the Word of God



Jesus said, "Throw out your net on the right-hand side of the boat, and you'll get some!" So they did, and they couldn't haul in the net because there were so many fish in it.


John 21 Verse 6

# Wordsearch

## Peters second chance

C X Z V F U D Q C P J P H V F  
S R W P E D R C C U V K J K V  
H U N F I D E U W Q F V R Q D  
K M I N I V C Y F I S H I N G  
E P O R C A O T S Z J M G V P  
P J G F E M G H S C O H H E R  
V R E J B B N L P H E F T Q T  
I E E S Y U I Z E A K A H A N  
W V A T U E S T R N K P O Z E  
V M N G E S E Y S C U B Y H T  
P P C N N P Z Y T E Z N D A F  
E B E M P T Y M L D C W G K U  
E Q S I D E U D J U A O C W L  
H T L H F O M N W H E Y N J K  
S Y K F R E V O L V Z M Y D U

TIBERIUS  
PETER  
FISHING  
EMPTY  
JESUS  
RIGHT  
SIDE  
BOAT  
NETFUL  
FISH  
RECOGNISE  
SECOND  
CHANCE  
LOVE  
SHEEP



## Questions to discuss




After reading the story together, you could discuss these questions:

1. How do you feel about not being able to see your friends?
2. How do you think the disciples felt because they couldn't see Jesus?
3. Why do you think Peter and the other disciples went fishing?
4. How did John know that it was Jesus on the shore?
5. Why do you think Jesus asked Peter 3 times if he loved him?

# Puzzles

## Jumbled picture

Someone has mixed up all the squares of this picture.  
Can you unjumble them and draw them in the right place on the grid?



## Code word

Use the grid to find each letter to make the word.  
Use the letter shown at the bottom and follow the direction of the arrows to find which letter to write.

R	L	V	O
X	F	G	P
I	N	T	E

**F**

←	→	↑	→	↓	→	→	↓
←	↑	←	→	←	↑	→	←
↑	→	↓	↑	↓	←	→	←
E	F	L	I	L	G	I	P

# CHALLENGE

## Make a huge picture

Using clothes , sheets , and other things that are around you create a big picture of today's story -  
Jesus and Peter beside the fire having a chat or the disciples in the boat catching all those fish and realising that it was Jesus on the shore .



Why not make a lego model of today's story?

How about trying to make a fire and fish breakfast out of clean recycling rubbish.



# Pop bottle boat

# Craft



**You will need:**  
Empty 2ltr pop bottle  
straw, blue tack,  
plastic mesh fruit bag  
white card, felt pens,  
scissors, Sellotape.



1. Remove the label & top off your pop bottle. Squeeze the bottle in the middle.




2. Very carefully cut the bottle in half.  
(you might want to ask an adult for some help)



3. Carefully cut some more off your bottle so that it is about 7cm tall and make a wavy edge.



4. Get a ball of blue tack & press it to the bottom of your boat.



5. To make your sail, draw a right-angled triangle in the corner of your piece of card & colour in. Cut out & then colour the other side of your sail.



6. If you have a bendy straw, bend it and then cut the straw just below the bend.



7. Use some Sellotape to attach the sail to the top of your straw.

8. Press the bottom of the straw into your blue tack.



9. If you want to add a fishing net to your boat, cut out a square shape from the plastic mesh fruit bag.



10. Gather the net together and Sellotape to the inside of your boat.



11. Find some water & have some fun!  
Maybe you can use some Lego people in your boat & act out the Bible story?

# Craft

## Moving Fish




### You will need:

2 pieces A4 coloured paper  
white paper  
felt pens, scissors, glue stick.



1. A4 paper – fold one of the edges over to make a square.




2. Cut off the excess paper but do not throw away.



3. Open the square, fold the sides in, meeting at the centre crease.



4. Open the square & then fold in half.



5. Starting 2.5cm from the tip, make straight line cuts in the paper right up to the crease. Try to keep to the same space between each cut. Stop about 9cm from the end.



6. Cut off the tip & round it to make the fish head.



7. Open the paper. put some glue on one side.



8. Bring the other side over and press together to fasten.



9. Using the excess paper cut out the mouth of the fish



10. Put glue on the edge and attach to the body.




11. To make the fins & tail fold 2<sup>nd</sup> piece of A4 paper. On the fold draw half a small heart & half a large heart. Cut out.



12. Put some glue on the hearts and stick to underneath of fish.



13. Using the white paper, draw 2 eyes & cut out.



14. Glue eyes to fish & then decorate fins & tail.



# Recipes



## Apple and cheese boats



### You will need:

- Apple
- Cheese
- Sharp knife – and adult help to cut
- Cocktail sticks
- Chopping board

### What to do:

1. Cut the apple into quarters, then cut in half again.
2. Cut the cheese into 1cm thick, triangular pieces.
3. Carefully place the small cocktail stick in the cheese.
4. Push the stick into the apple.
5. Enjoy with everyone in the family.

## Fish cakes

### You will need:

- 175g tin of pink salmon
- 2 tbsp plain flour
- 1 egg beaten with a small amount of milk
- 150g mashed and chilled potatoes
- 2 teaspoons of sunflower oil
- 50g breadcrumbs
- Zest of half a lemon

**What to do:** \*\*\* You will need the help of an adult with some tasks \*\*\*

REMEMBER TO WASH YOUR HANDS BEFORE YOU BEGIN

1. Seek the help of an adult preparing the potatoes. Peel and boil 2 or 3 potatoes for about 20 minutes.
2. Mash the potatoes and leave to cool.
3. Ask an adult to preheat the oven to 190°C or gas mark 5.
4. Ask for help from an adult to open the salmon tin.
5. Add the salmon and lemon zest, and a little salt and pepper to the potatoes. Mix it all well.
6. Divide the mixture into balls and shape into fish cakes.
7. Put the cakes to cool in the fridge for about 15 minutes.
8. Mix the egg with a little milk.
9. In three separate bowls, put the egg in one, the flour in another, and the bread crumbs in the third.
10. In one, lightly flour your fish cakes.
11. Place the cakes one by one in the egg, then roll in the breadcrumbs.



12. Do this to all your fish cakes.
13. Ask an adult to place 2 teaspoons of sunflower oil in a non-stick frying pan and fry the cakes until golden on both sides.
14. Place the cakes on a baking tin and ask the help of an adult to put them in the oven to heat for about 10 minutes.

# Creative Prayer

## 'Sorry' Prayer:

### You will need:

- A bucket or bowl of water
- stone / stone
- chalk

### What to do:

In the story Jesus asks Peter three times if he loves him. The night before Jesus was crucified, Peter had said three times that he did not know Jesus. Jesus forgive Peter.



Think of something you are sorry to have done, said or thought.

- Take a stone.
- Use the chalk to write or draw what you need to say sorry for.
- Silently say 'sorry' to God and drop the stone into the bucket of water.
- After a while the water will wash the chalk off and it will be gone.

*Because Jesus died on the cross, God forgives us for the things we do that hurt other people.*

## Prayers in dotted boxes

### You will need:

- a piece of paper
- pencil to make the dots
- a different colored felt pen for each player

### How to play and pray:

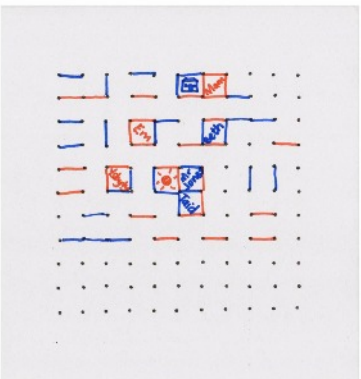

Make dots in rows and columns on paper as in the picture. There are 10 rows and 10 columns, but you can make it less. Each player takes turns drawing a line between two dots. After a while it will be possible to finish/close the boxes.

Whoever closes a box can write or draw inside the box. Here's what you can put in the box:

- Someone's name - ask God to help and bless them.
- Something you want to thank God for.
- Something you want to ask God for.

Take a moment to say your prayer out loud, or in your head, then get on with the game!

The winner is the player who has filled in the most boxes at the end of the game.



# Creative Prayer

## Fish in the net

### You will need:

- A pack of Hula Hoops or pretzels or cherry laces to represent a net.
- Carrots for fish or 'fish & chip' shaped snacks.
- Soft cheese.



Cut a slice of carrot to represent a fish.  
Put a scoop of soft cheese on top of the 'fish'  
Stick the net (hoops or similar) on the top.

The fish is now caught in the net but if you turn it over the fish will be free.



As you do this ask God to set you free from anything which makes you feel like you are caught in a net or trapped - things you have done wrong, things you find difficult.


Now turn the three over to show that you are now set free.



# The Miracle Maker

This is an excellent film for the whole family to enjoy. Made in Wales and Russia it tells the story of Jesus using a mixture of puppet animation and cartoon.

Who not order yourself a copy or, if you have Amazon Prime, it is available to stream for free. Well worth a watch.





# Games






The answers to the 'What is it?' game from last week's pack

1






2






3



4



5



6



## Move the fish

# Games



### You will need:

- Paper - around A4 size
- Scissors
- Pencil
- Something to colour with
- Newspaper or magazine



### Preparing to play:

Cut a fish shape out of paper (about A4 size).  
If you want to, why not decorate the fish.

### How to play:

Use a newspaper or magazine to create a wind to blow the fish along the floor but without touching the fish.  
Have a race with someone else in the family.

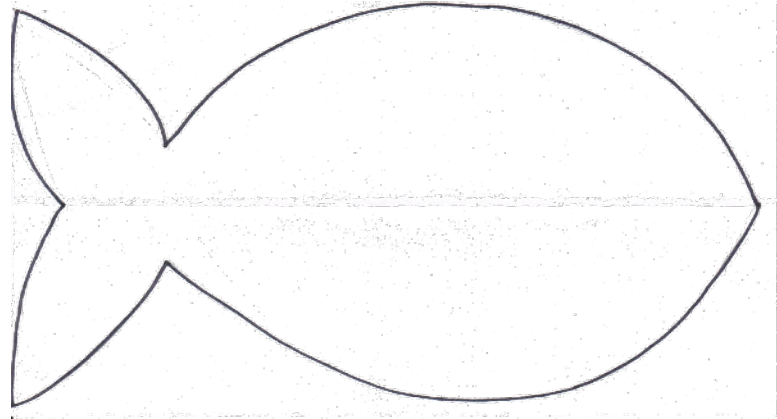
How many fish did the disciples catch in our story?

## Verse fishing race

Then the disciple Jesus loved said to Peter, "It's the Lord!" When Simon Peter heard that it was the Lord, he put on his tunic...jumped into the water, and headed to shore. John 21 verse 7

### You will need:

- Cardboard (such as a cereal box)
- Fish template
- 15 card fish - from the cereal box
- 16 paper clips
- Timer - watch or phone
- Thin string or thread
- Small twigs about 20cm long
- Scissors
- A hole punch



### Prepare to play

Use the fish template to make 15 fish shapes.

Write the verse (in pieces) on each fish as follows:

- |                      |                     |                          |
|----------------------|---------------------|--------------------------|
| 1. Then the disciple | 2. Jesus loved      | 3. said to Peter         |
| 4. 'It's the Lord!'  | 5. When Peter heard | 6. that it was the Lord, |
| 7. he put on         | 8. his tunic...     | 9. jumped into           |
| 10. the water        | 11. and             | 12. headed               |
| 13. to shore.        | 14. John 21         | 15. verse 7              |

Punch a hole in each fish's nose and put a paper clip through the hole. Make a fishing rod like this:

- Tie a string (or wool) to one end of the twig.
- Tie a paper clip at the other end of the string or wool.
- Open the paper clip slightly so that it is like a hook.

### How to play

All competitors take turns to catch fish.  
The competitors must catch the fish in verse order.  
Who can catch the most fish in 3 minutes?



*How many fish had the disciples caught before Jesus told them to try again?*



# Games



## Waterwalk race - best played outside!

### You will need:

- A plastic cup or jug
- 2 buckets or bowls
- A ruler
- Timer - watch or phone

### How to play:

This is great fun and needs at least 2 players

Place a bucket with water in it at one end of the garden and an empty bucket at the other end of the garden - about 10 large steps apart.

Each player is given 2 minutes to carry water in the cup/jug from one bucket to another.

Use the ruler to measure how much water the player manages to collect.

Why not have a competition between everyone in the house to see who can collect the most water?



*How far from the shore was the boat when Peter jumped into the water and swam ashore?*

## Catch the verse

### You will need:

- A ball
- 2 or more players
- Words of the verse:
  1. Then the disciple
  2. Jesus loved
  3. said to Peter
  4. 'It's the Lord!'
  5. When Peter heard
  6. that it was the Lord,
  7. he put on
  8. his tunic...
  9. jumped into
  10. the water
  11. And
  12. Headed
  13. to shore.
  14. John 21
  15. verse 7



### How to play:

One person has the words of the verse.

This person throws the ball to the next person and says the first part of the verse.

The person holding the ball says the piece of the verse and throws a ball to the next person.

This person says the passage from the verse and throws the ball forward to the next.

When the ball gets back to the person with the words, it starts again with the next section of the verse.

The game continues until everyone has said every piece of the verse.

The winner is the person who can say the whole verse at the end of the game.

*How far from the shore was the boat when Peter jumped into the water and swam ashore?*

# Sing

Sometimes I'm naughty, I know I've been bad;  
I say such unkind things and make people sad.  
Father, I know I've done wrong;  
Lord, please forgive me I pray.  
I want to say, I want to say  
that I'm so sorry Lord.



I'm rude to my family, I want my own way.  
Father, I know I've done wrong;  
Lord, please forgive me I pray.  
I want to say, I want to say  
that I'm so sorry Lord.



In love You forgive me. I'm glad I'm Your child.  
Your Spirit lives in me to change me inside.  
Father, help me today;  
help me to please You I pray.  
I want to say, I want to say  
how much I love You Lord.

© Copyright 1990 Greg Leavers

Watch this song on video by clicking <https://youtu.be/TLREA0g05Sg>

If you'd like a copy of the sheet music for this song, contact Andy Hughes - [Ahughes@saintygyuned.org](mailto:Ahughes@saintygyuned.org)

## Links



Sketch of the story <https://youtu.be/4op0dqq4gig>

Song of the week - video: <https://youtu.be/TLREA0g05Sg>

Cartoon: Peter is forgiven <https://www.youtube.com/watch?v=Ppb9bKX1r7k>

Cartoon: VeggieTales Easter Carol <https://www.youtube.com/watch?v=2OHo6B4Epel&t=35s>

Information about Guardians of Ancora - a free game app. <https://guardiansofancora.com/>

Pole & Hannah's Sunday Club in a stable (subscribe free)

<https://www.youtube.com/channel/UCcVWq9xFIKOiE6ZVSBbJPQw>

Other resources: <https://www.prayerspacesinschools.com/prayer-spaces-at-home>